


# UNRIVALLED CHOICE with UNRIVALLED PERFORMANCE



## ◎ FULLY ACCREDITED SEWAGE TREATMENT PLANTS







Designed to suit all developments, all site conditions, all discharge requirements and client budgets, our portfolio of high quality sewage treatment plants is fully accredited and backed by extensive knowledge, experience and end-to-end customer support, giving our customers unrivalled choice with unrivalled performance.

But don't just take our word for it. Check out the range overleaf and read what our valued merchants, installers and end-users have to say about us at [www.marshindustries.co.uk/unrivalled](http://www.marshindustries.co.uk/unrivalled)

Visit [www.marshindustries.co.uk/ibc](http://www.marshindustries.co.uk/ibc) >



# UNRIVALLED CHOICE with UNRIVALLED PERFORMANCE

Sewage treatment solution	Application	People served	Performance BOD : SS : NH <sub>3</sub> mg/ltr	CE approval
 <p>Ensign® and Ensign:Shallow®</p>	<p>Intensive biological treatment for domestic dwellings</p> <p>End users, merchants and installers recommend the Ensign range due to its ease of installation, reliability and cost-effective operation and maintenance.</p> <p>The Ensign:Shallow is often favoured when hard rock site conditions make deeper tank installations impractical, thus removing costly and time-consuming excavation.</p>	6-50	11.5 : 19.2 : 8.4	BS EN 12566-3
 <p>Ultra:Polylok-L™</p>	<p>Industrial performance for small domestic dwellings</p> <p>The Marsh Ultra:Polylok L (UPL) draws upon Marsh Industries' extensive experience in the industrial and commercial sewage treatment sectors bringing its outstanding performance and high-quality engineering to the domestic sector.</p>	6-12	16.7 : 26.2 : 15.4	BS EN 12566-3
 <p>Portapura®</p>	<p>Portable, compact sewage treatment for small domestic dwellings, holiday homes, caravans, portakabins or temporary accommodation</p> <p>Portapura is a space-saving solution, can be installed above or below ground and treats domestic wastewater to a level that is 25 times better than the recommended EN standard.</p>	2-5	14 : 19 : 0.7	BS EN 12566-3
 <p>Uni:Gem★</p>	<p>Unique septic tank conversion unit for domestic dwellings</p> <p>Replaces or upgrades an existing septic tank to a sewage treatment plant, conforming with 2020 General Binding Rules for septic tanks or small sewage treatment plants for domestic use.</p>	6-12	12.25 : 16 : 14.8	BS EN 12566-3 BS EN 12566-6
 <p>Marsh:Standard™</p>	<p>Cost-effective commercial/industrial sewage treatment</p> <p>Provides biological treatment to off-mains wastewater on large residential, commercial, industrial and leisure sites.</p>	50-300+	20 : 30 : 20	Designed in accordance with BS EN 12255
 <p>Ultra:Polylok™</p>	<p>High performance commercial/industrial sewage treatment</p> <p>Provides advanced biological treatment to off-mains wastewater on large residential, commercial, industrial and leisure sites, particularly where onerous consent standards preclude the use of standard 'off the shelf' units.</p>	50-500+	Specific effluent quality is achieved using Marsh Gaia Sege® bespoke system design	Designed in accordance with BS EN 12255

“  
We find the Marsh Ensign units really popular with end users and installers alike - compact, reliable units with very little to go wrong. On the whole Marsh are very easy to deal with which is why they're our preferred choice for wastewater tanks.

“  
We recommend and sell many Marsh sewage treatment plants based on their quality and competitive pricing. We know that when a Marsh tank is sold we're not going to hear from that customer again... unless they want another one.

“  
We have installed Marsh STPs for the last 4 years, robust products with fantastic technical support from their Regional Sales director - pleasure to deal with the company.

“  
As a consultant and installer of sewage treatment plants, we are often asked for our recommendation as to which treatment plant to use. We always recommend Marsh plants because they have a quality shell, are simple to install and have minimal mechanical parts to achieve the discharge qualities.

“  
Can I please pass my thanks on to the team for their speedy response at all times when we request any pricing assistance and order processing. Great literature and product training given.

“

The inherent reliability of a Marsh sewage treatment plant means that we, as installers, remain in our customers good books for decades to come! Over the years, Marsh have consistently given high quality products, backed up by superb technical and aftersales support.

Visit [www.marshindustries.co.uk/ibc](http://www.marshindustries.co.uk/ibc)



Contact Nigel Swallow on 07760 667645 | [nigel.swallow@marshindustries.co.uk](mailto:nigel.swallow@marshindustries.co.uk)